





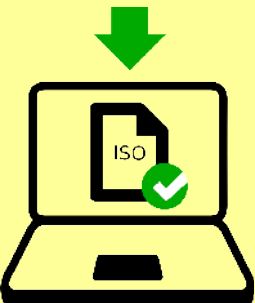
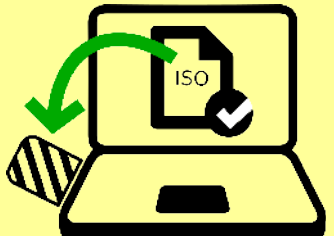






Installation from **Windows**

*Due to technical limitations, you first need to install a temporary Tails on a **first USB stick**. After restarting in this temporary Tails, you will install Tails on a **second USB stick**.*

You **need**:

-  1 hour
-  2 USB sticks (4GB min)
-  Your computer
-  Another screen or a printer to follow instructions when restarting

Your **steps**:

- 1. Download & verify**

- 2. Install temporary Tails**

1st restart 
- 3. Install final Tails**

2nd restart 
- Optional 4. Create encrypted persistent storage**

3rd restart 
- 5. Enjoy final Tails!**


I'm ready, let's **start**